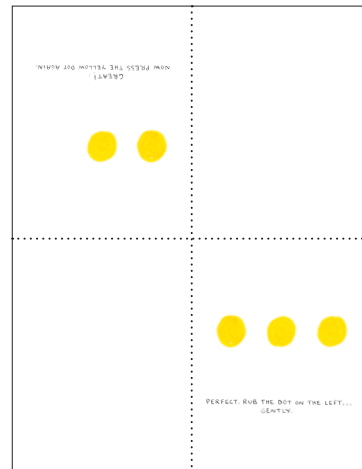



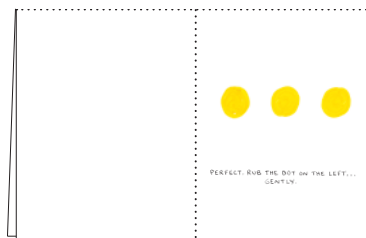
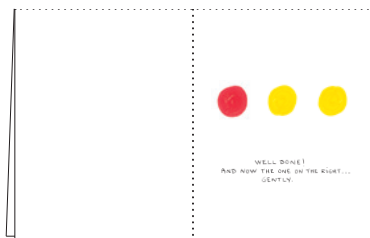
# PRESS HERE

By Hervé Tullet


How to make your PRESS HERE mini book!




Fold each sheet in half.




Fold each sheet again into quarters, and nest the second page inside of the first.



Your PRESS HERE mini book is now ready to read!





AND TURN THE PAGE.

PRESS  
  
HERE

FABULOUS!  
WANT TO DO IT ALL OVER AGAIN?



WELL DONE!  
AND NOW THE ONE ON THE RIGHT...  
GENTLY.

GREAT!  
NOW PRESS THE YELLOW DOT AGAIN.






PERFECT. RUB THE DOT ON THE LEFT...  
GENTLY.



What happens when these colors mix?

FILL IN THESE DOTS WITH  
SOME COLOR!




What do you want to happen to the dots?

COLOR THIS PAGE WITH  
YOUR IDEAS!

# PRESS ● HERE

By Hervé Tullet



Print, cut, and use these bookmarks!



# PRESS HERE

By Hervé Tullet

What happens next? Draw a line to match the action with what happens to the dots!

If I press here...




If I rub the dot on the left...



If I tap this dot five times...



If I shake these dots...



If I clap my hands...





# PRESS HERE

By Hervé Tullet

## Be a PRESS HERE Dot!

### Booksellers, teachers, and librarians:

Before your event, print out the following sheets of giant dots and tape or safety pin a dot to the front of each child's shirt. Have the kids sit lined up on the floor as an adult holds open the book and reads *Press Here* aloud. As the actions unfold, have the children act them out asking the yellow dots to raise their hands when a yellow dot action occurs, or the blue dots to raise their hands when a blue dot action occurs. As the reader tilts the books have kids lean to the right, and then the left. When the dots line up, have the kids sit up straight, and turn out the lights when the dots are on the black background. When the reader blows on the dots the kids can all lean back in their seats, and can clap their hands as the dots get bigger or show with their arms how the dots are getting bigger. Have one yellow dot raise his/her hand when the book is over. Have fun!



Cut out this dot for the Be a PRESS HERE Dot activity!



Cut out this dot for the Be a PRESS HERE Dot activity!



© Hervé Tullet



Cut out this dot for the Be a PRESS HERE Dot activity!

